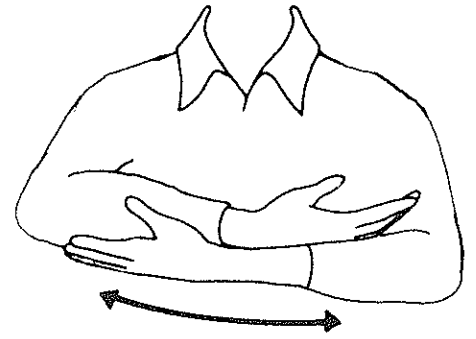
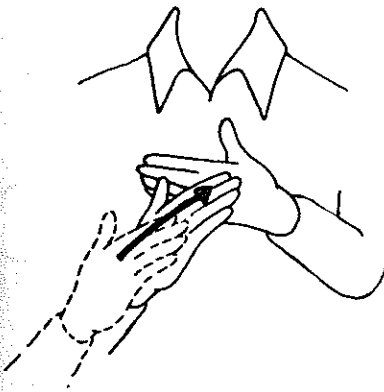


B



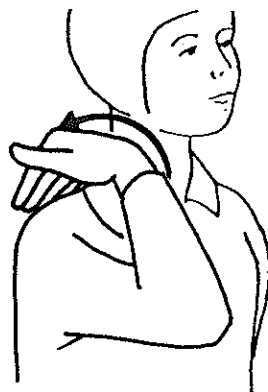
baby

Place right arm in left arm at waist and move as if rocking a baby.




back

LH open B palm in, tips right. Touch back of LH with tips of right curved B.



back (noun)

Tap back with open B.




back and forth

Move B shape RH back toward right shoulder. Change to F shape then move forward. Repeat.



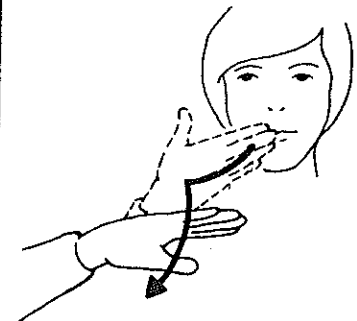
backward

B shape RH. Move back toward body.




bacon

H shape both hands, palms down, tips touching. Draw away in wavy motion.



bad

Place tips of right open B on mouth then twist out and down.



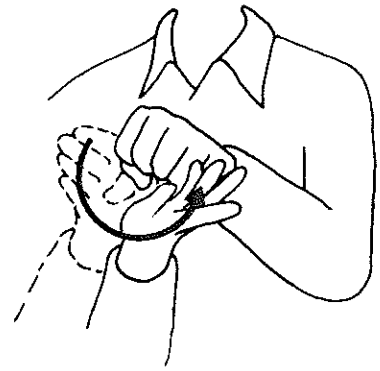
badge

Place index and thumb side of right C on upper left chest (other fingers closed).



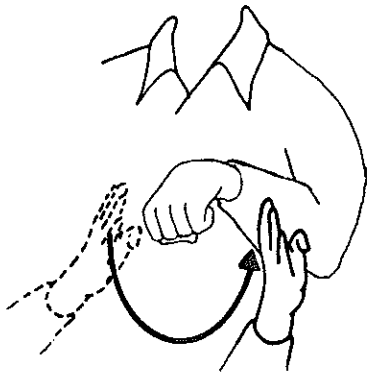
badminton

Hold right A above right shoulder then arc forward. Repeat motion.



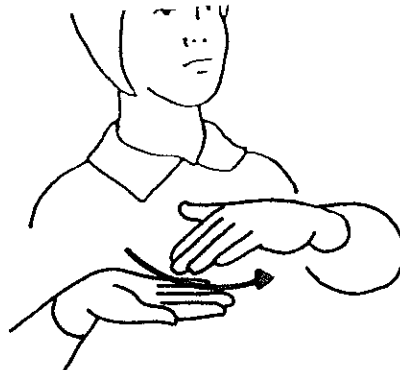
bag

S shape LH knuckles down. Place index finger of right B on left S and circle under LH.




baggage

S shape LH knuckles down, arm extended. B shape RH palm left. Place index side of right B on left thumb then arc under to the left.



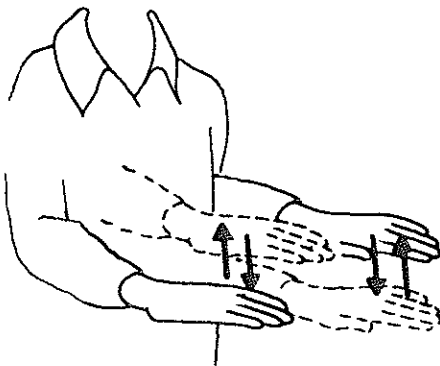
bake

Open B shapes both hands, left palm down, tips slanted right. Right palm up, tips slanted left. Slide RH under LH.




bakery

Slide right hand, palm up, under LH, then turn out into Y shape.



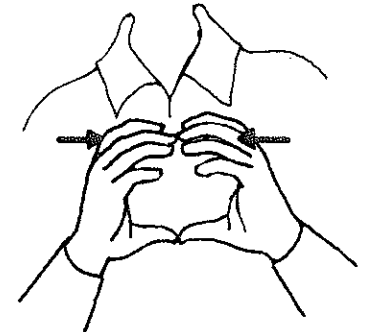
balance

B shape both hands, palms down, tips out. Move up and down alternately.



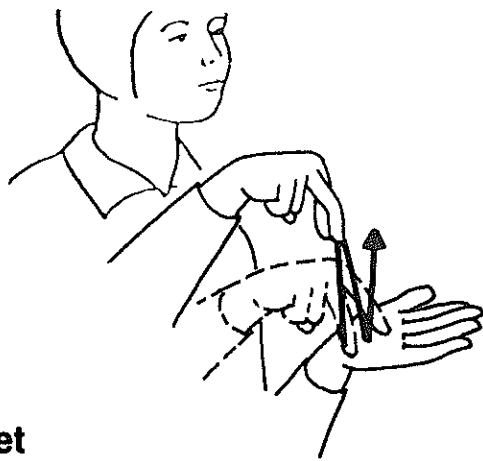
bald

Circle crown of head with right middle finger.




ball

Claw shape both hands, palms facing. Place tips together, outlining shape of ball.




ballet

Place tips of right V in left palm.
Lift up into right R then repeat.




balloon

S shape both hands at mouth, left
in front of right. Move apart,
opening into cupped shapes (as if
blowing up and holding balloon).



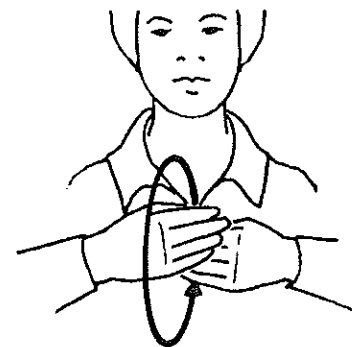
banana

Hold left index finger up. Go
through motions of peeling a ba-
nana with tips of right flat O.




band

B shape both hands, index fingers
touching. Move out in semicircle
until little fingers touch.



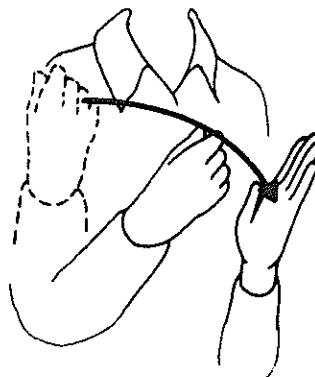
bandage

B shape both hands, palms in, left
tips right, right tips left. Circle
right B around left B.



Band-Aid

S shape LH knuckles down. Draw
right H over back of left S.



bang (verb)

Open B shape LH palm right. Hit
with right A.



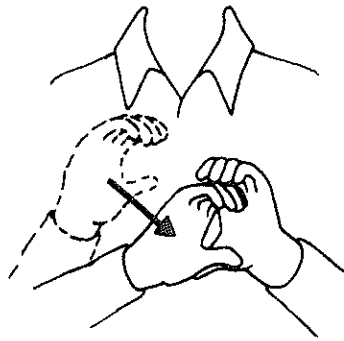
bangs (noun)

Claw shape RH palm down. Place
fingers on forehead imitating
bangs.



banjo

B shape LH palm and tips slanted right. Mime strumming banjo strings with right fingers.




bank

C shape both hands, left palm out, right palm left. Place right C into left C.



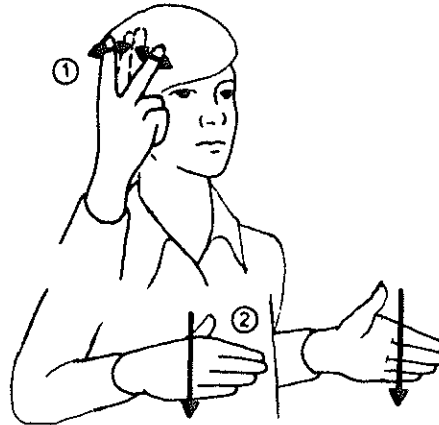
bar

Slide base of right B forward on left index.



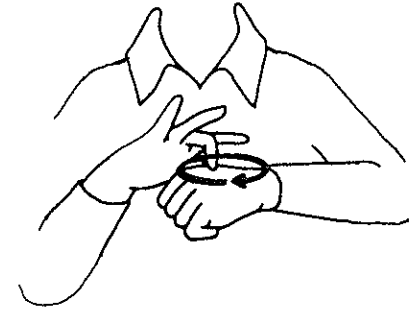
barbecue

Fingerspell B-Q.



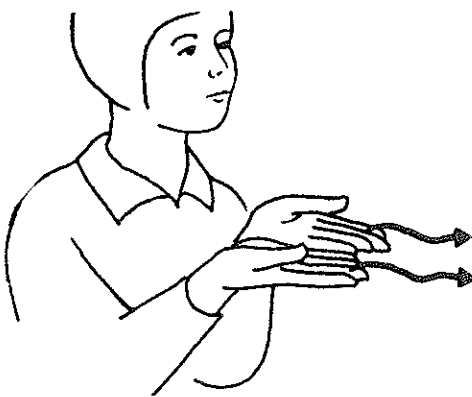
barber

Mime cutting hair with fingers of right V. Follow with agent marker.




bare

S shape LH palm down. Form circle on back of LH with tip of right middle finger.



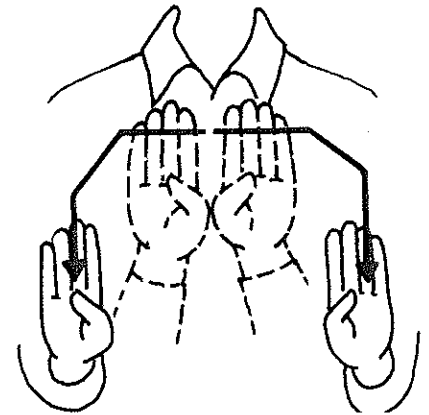
barge

Open B shape both hands, palms up, tips out, little fingers touching. Move forward.



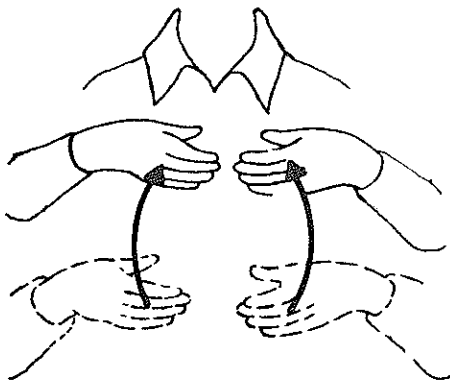
bark

Place right cupped hand on top of left cupped hand then open fingers quickly (indicating dog barking).




barn

B shape both hands, thumb knuckles touching. Draw apart and down outlining shape of barn.



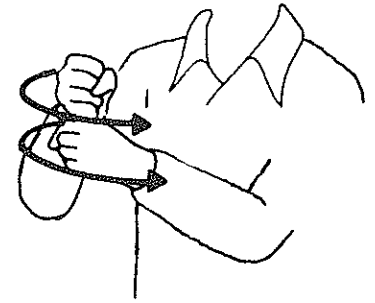
barrel

C shape both hands, palms and tips facing. Move up, indicating sides of barrel.




base

Open B both hands, palms down. Circle right B under left B counter-clockwise.



baseball

Mime grasping baseball bat with S shape hands and swinging at ball.



basement

LH open B palm down, tips right. Circle right A, thumb extended, under right B counterclockwise.



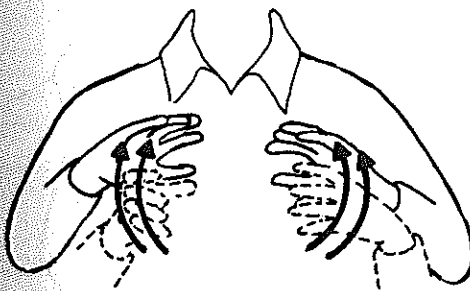
bashful

Place backs of A shapes on cheeks and twist forward.




basket

Place index finger of right B under left wrist and arc to elbow, ending with little finger side touching.



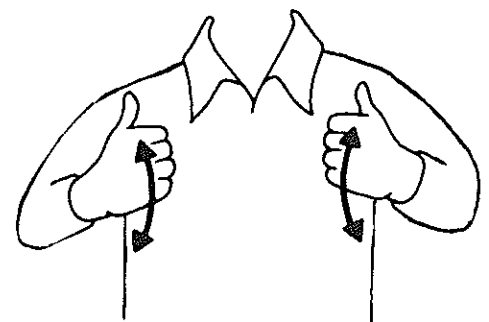
basketball

Mime holding ball then arc hands upward twice.



bat (animal)

Cross arms on chest holding hands with thumbs and index fingers touching. Flick index fingers up.



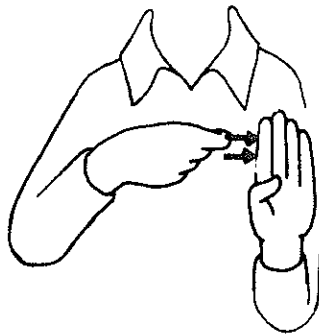
bath

A shape both hands, knuckles in, thumbs up. Make scrubbing motion on chest.



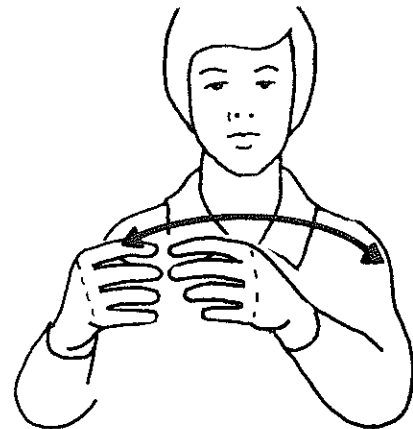
batter

C shape LH palm and tips right. Stir tips of right open B in left C clockwise.



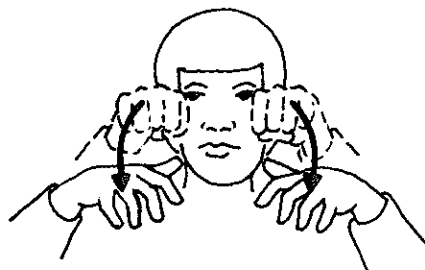
battery

B shape LH. Strike left index finger with knuckle of right index finger twice.



battle

Four shape both hands, palms in, fingers facing and slightly bent. Simultaneously move hands to right, then to left.




bawi

S shape both hands. Hold just under eyes and drop into 5 shapes palms down.



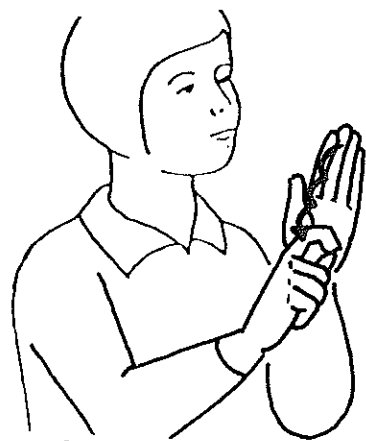
be

B shape RH palm left, tips up. Place index finger on mouth and move out.



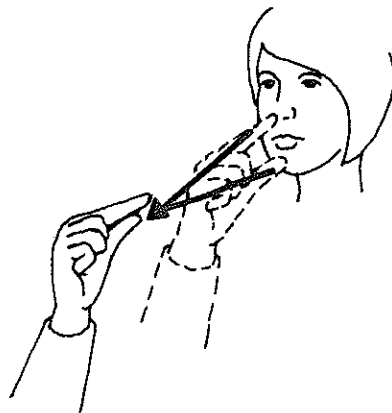
beach

Open B both hands, palms down, left tips slanted right, right tips slanted left. Circle right B over left hand up to elbow and back.



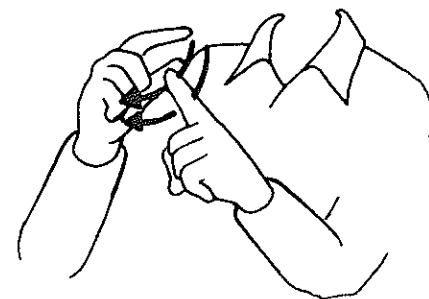
bead

LH open B palm out. Make small O with right thumb and index tips, then bounce down left palm.



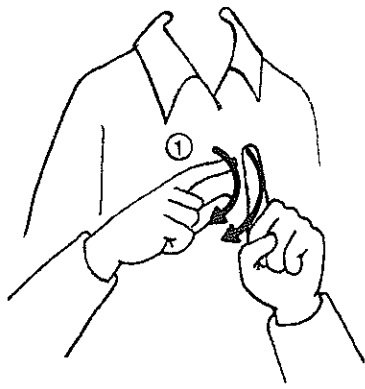
beak

Place tips of right G on nose and chin. Draw away, closing fingers.



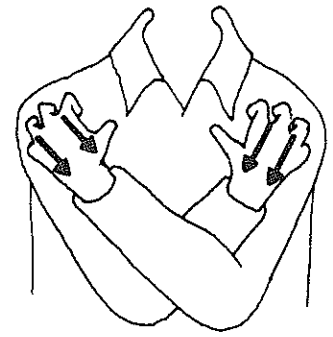
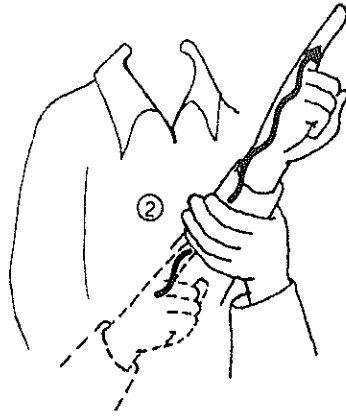
bean

One shape LH palm right, tip out. Strike twice with tips of right G.




beanstalk

One shape LH palm right, tips out. Strike twice with tips of right G. Now slide right 1 up and through cupped LH in a wiggly motion.



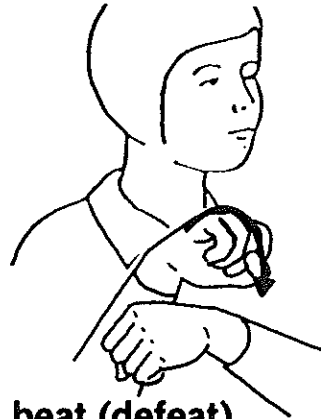
bear (noun)

Cross wrists of claw hands and scratch upper chest twice.



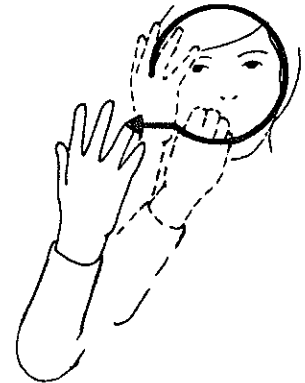
beard

Grasp chin with open B and draw down into flat O.




beat (defeat)

S shape LH palm down. Place base of right S on left wrist then arc RH down.




beautiful

Five shape RH palm in, tips up. Circle face from right to left ending in flat O. Then spread fingers, palm in, tips up.



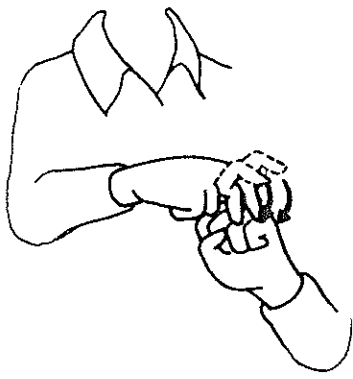
beautician

Mime rolling hair up with R shaped hands. Follow with agent marker.




beauty

Five shape RH palm in, tips up. Circle face from right to left, closing fingers into flat O shape. Follow with Y shape.



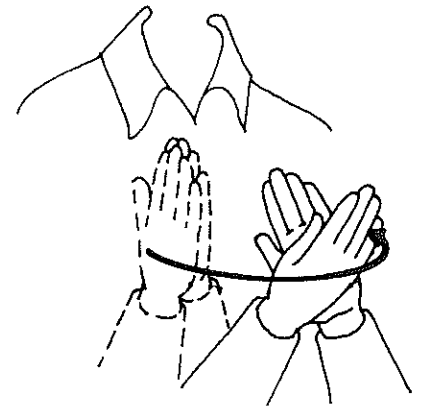
beaver

S shape LH palm down. Tap tips of right bent V on back of left S several times.



because

L shape RH palm in, index tip left. Place on forehead then draw back to right, ending in A shape thumb up.




become

Open B both hands, left palm in, right palm out. Place together and reverse positions.



bed

Place right palm on right cheek and tilt head slightly.



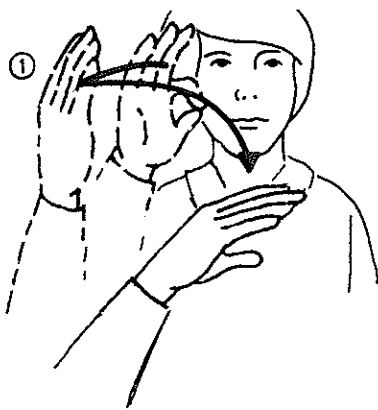
bee

Place thumb and index finger of right F on right cheek. Move away into open B shape, then brush down cheek with right fingertips.



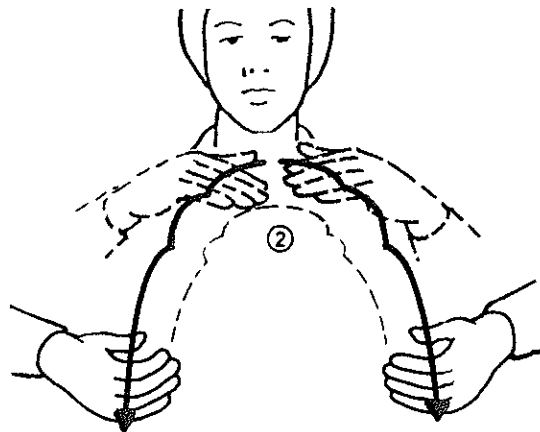
beef

LH open B. Grasp LH between thumb and index with right thumb and index and shake.



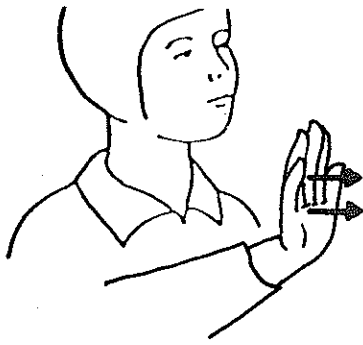
beehive

Place thumb and index finger of right F on right cheek. Move away into open B shape then brush right cheek lightly. Now outline shape of hive with open B shapes.



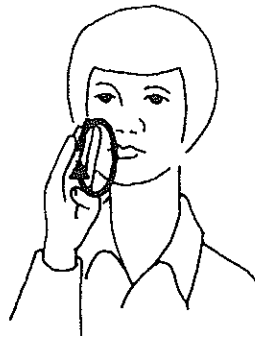
been

Place index finger of B shape RH on lips. Move out and form letter N.



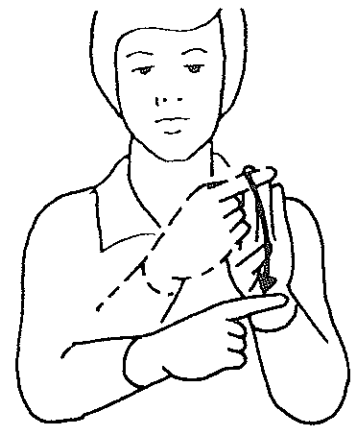
beep

Push right open B forward twice.




beer

Place right B against right cheek and circle forward.



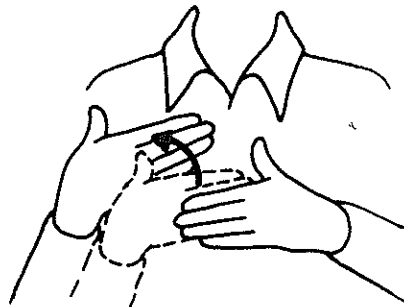
beet

B shape LH. Slice across left palm with right index.



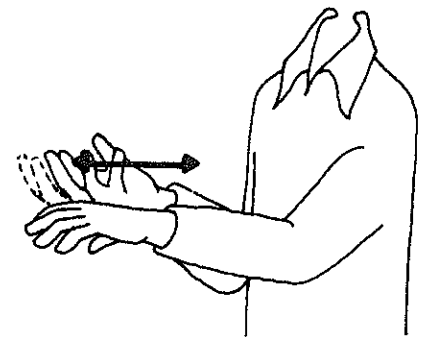
beetle

Rest base of right B on back of left claw hand which is held palm down. Move left claw forward in crawling motion.



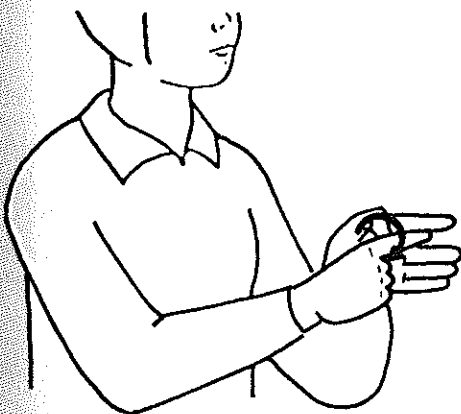
before

Open B both hands, palms in, thumbs up. Place RH against left palm then move RH back toward body.




beg

Claw shape both hands, left palm down, right palm up. Place back of right claw on back of LH. Then move RH back and forth on LH.



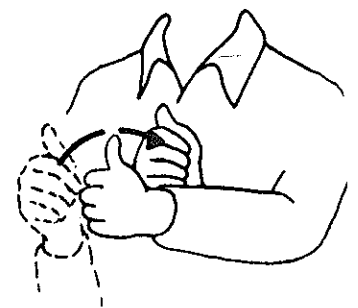
begin

B shape LH palm right, tips out. Place right index between left index and middle fingers and make a half-turn forward.



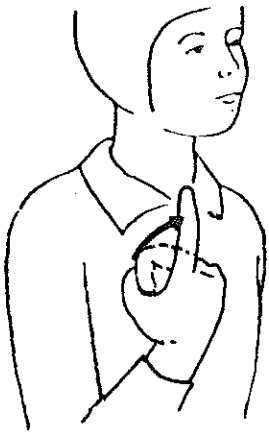
behave

B shape both hands. Swing back and forth from left to right.



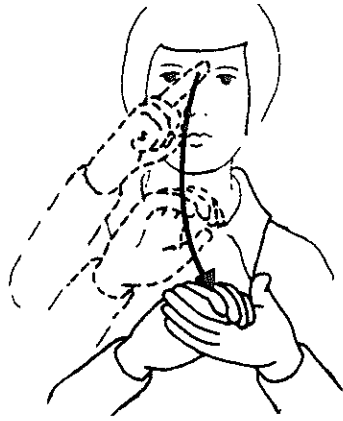
behind

A shape both hands, knuckles facing, thumbs up. Place knuckles together and draw RH in back of LH.



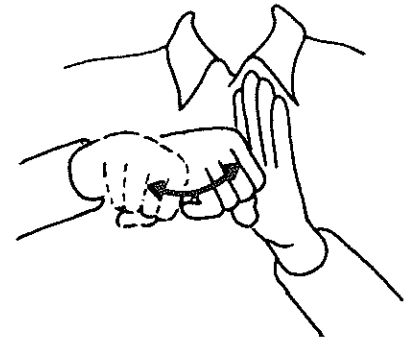
belch (burp)

Hold right S at base of throat and flick index finger up.



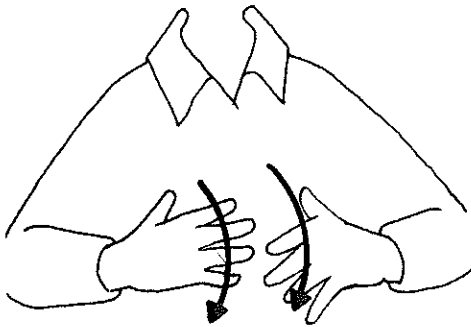
believe

Place right index on forehead then clasp both hands together.




bell

LH open B palm right, tips up. Strike right S against left palm and pull away. Repeat motion.




belly

Place hands on stomach then arc out and down outlining big stomach.



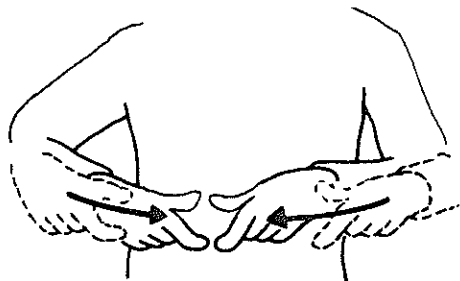
belong

F shape both hands, fingers spread, RH behind LH. Hook right index and thumb into left index and thumb.



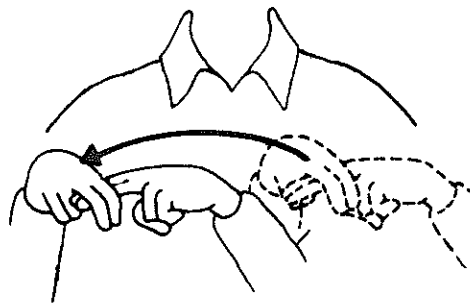
below

Open B both hands, palms down, left tips slanted right, right tips slanted left. Place RH under LH and move down.



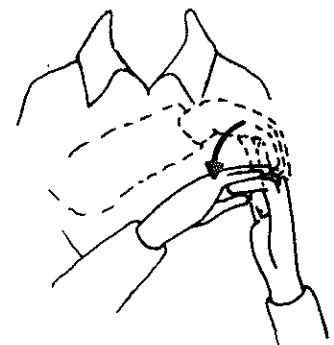
belt

Run index fingers and thumbs from each side of waist to middle of stomach (as if fastening buckle).




bench

H shape both hands, palms down, left tips out, right tips left. Hook right tips over left, lift up slightly, move both hands to right, and hook fingers again (indicating long chair).



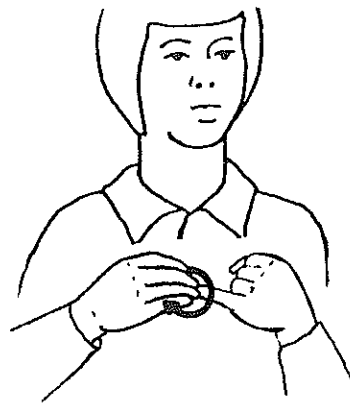
bend

LH open B palm right. Grasp tips with RH and bend down.



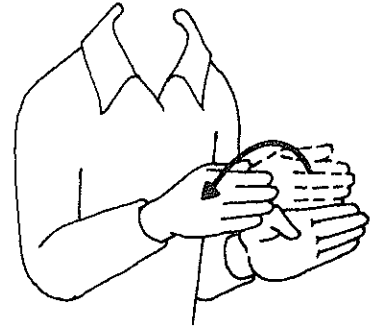
beneath

LH open B palm down, tips slightly right. Place right A, thumb extended, beneath left palm and circle counterclockwise.



berry

Twist cupped RH around left little finger.



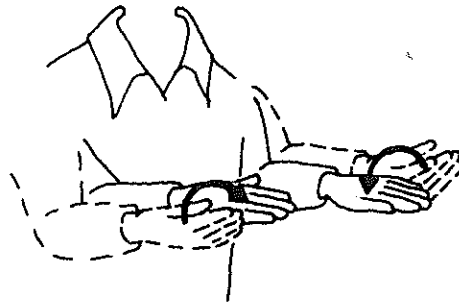
beside

B shape both hands, tips out, left palm right, right palm left. Place right B on left then move off to right, ending with palms opposite.



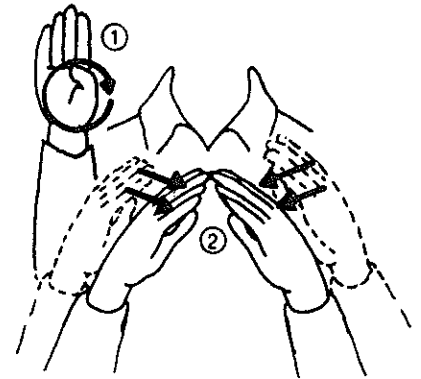
best

RH open B palm in. Place at mouth and move out. Then form A shapes, thumbs up. Brush right A up against left A.



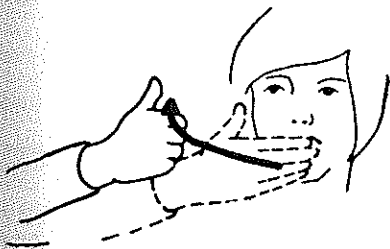
bet

Open B both hands, palms up, tips out. Flip over toward one another ending with palms down. (Sometimes made with regular B shapes.)




Bethlehem

Circle right B at shoulder. Then tap tips of both B shapes (palms facing) together.



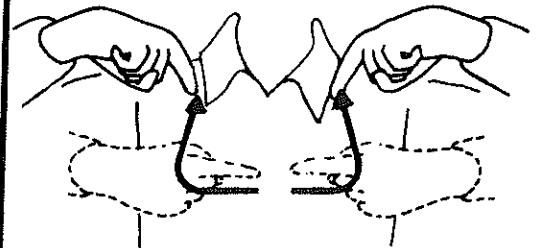
better

RH open B palm in, tips left. Place tips on chin then move upward into A shape with thumb extended.



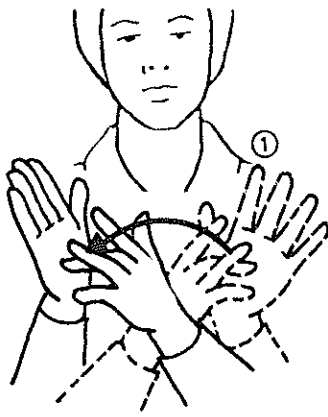
between

LH open B palm and tips slanted right. Place little finger edge of right open B between left thumb and index and move back and forth.



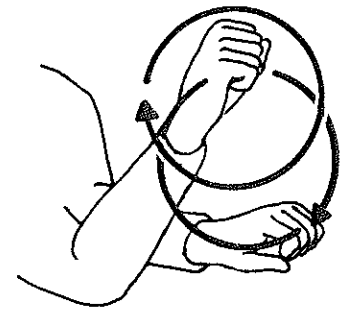
bib

One shape both hands, palms in, tips facing. Move up to collar, outlining bib.



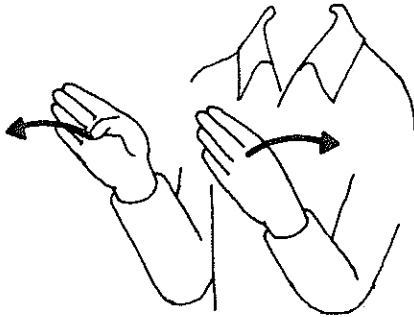
Bible

Open B both hands, palms facing. Place tip of right middle finger on left palm, then left middle tip on right palm. Now place palms together, thumbs up, and open as if opening book.




bicycle

S shape both hands, knuckles down, LH below RH. Circle up and down as if pedaling.




big

B shape both hands, palms facing, tips out. Move away from one another.



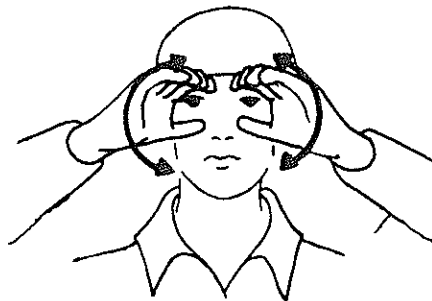
bill

B shape RH palm up, tips out. Move forward.



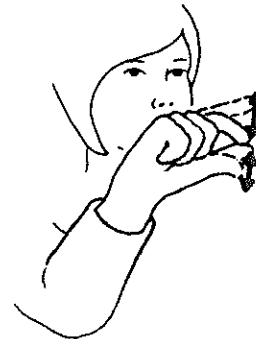
bill (bird)

Place back of right G (tips together) at mouth.



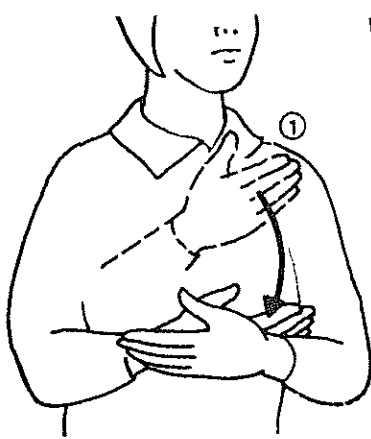
binoculars

C shape both hands, palms facing. Place on eyes and twist as if adjusting binoculars.



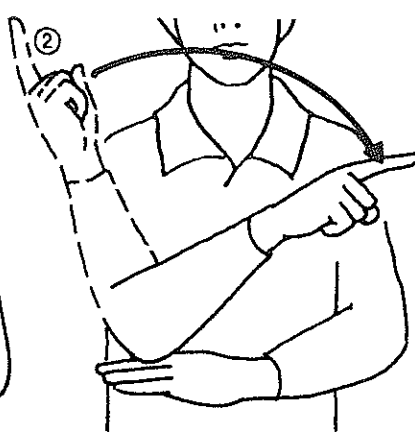
bird

G shape right hand, tips left. Place on chin and snap index and thumb together twice.



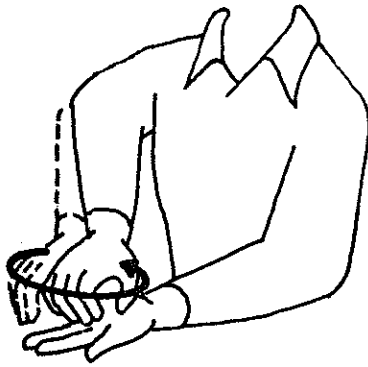
birthday

Open B both hands, left tips right, right tips left. Place right B on chest and flip over into left. Now place elbow of right D, palm left, on tips of left open B, palm down. Arc right D down to left elbow.




birthday (alt.)

Four shape RH palm in, tips left. Place on upper left arm then flip over onto left forearm.



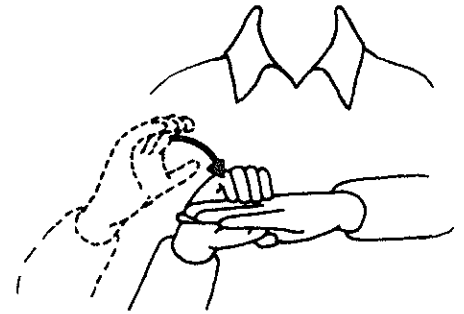
biscuit

LH open B palm up, tips slanted right. Twist cupped fingers of RH in left palm.



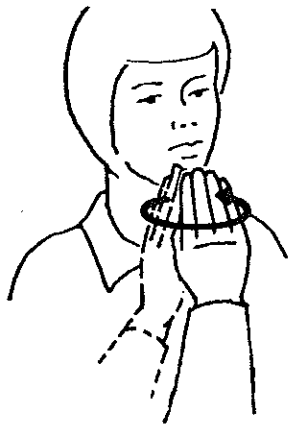
bit (small amount)

Hold RH palm up and flip thumb from under index finger several times.




bite

B shape LH palm down, tips right. "Bite" LH with fingers of right C.



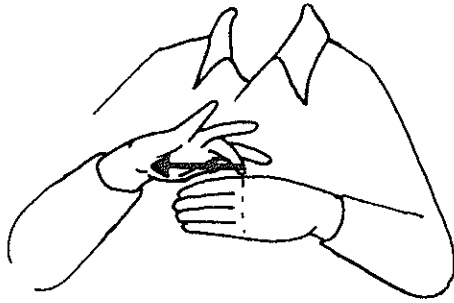
bitter

B shape RH palm left. Place index tip on chin and twist to the left.



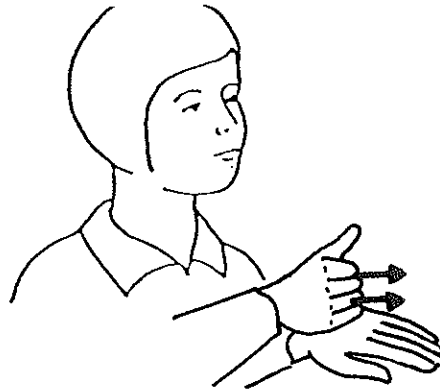
black

Draw index finger across forehead from one brow to the other.




blade

B shape LH palm and tips slanted right. Slide right middle finger forward off left index.



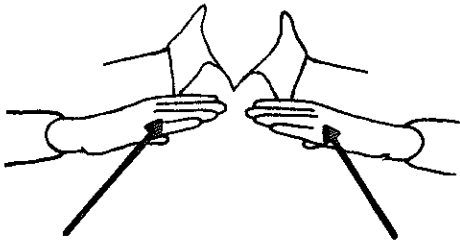
blame

B shape LH palm down, tips out. Slide right A, thumb extended, over back of LH twice.



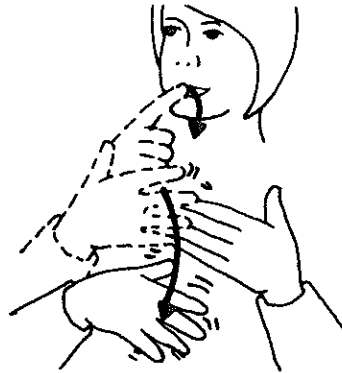
blank

Five shape RH middle finger bent. Draw a line in air from left to right.




blanket

B shape both hands, palms down, tips facing. Move toward chest, as if pulling blanket up to neck.



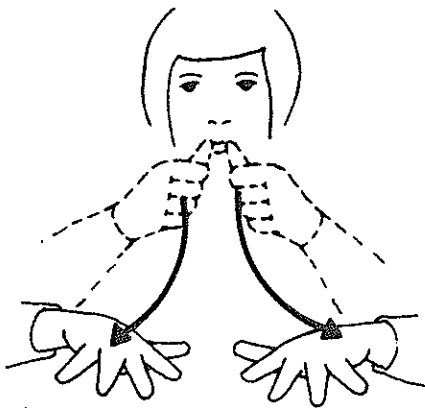
bleed

LH open B palm in, tips right. Place right index finger on lips then flutter right fingers across back of left fingers.



blend

Five shape both hands, palms in, tips facing. Place right fingers on back of left fingers.



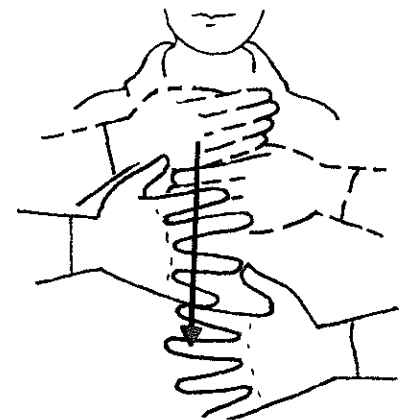
bless

A shape both hands, knuckles facing, thumbs extended. Place on mouth then move out into 5 shapes palms down.



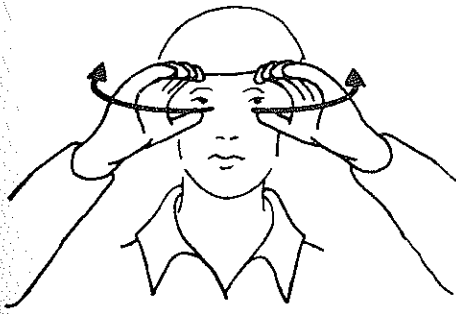
blind

Touch eyes with bent V.




blind (window)

B shape both hands, palms in, left tips right, right tips left. Hold in front of face then drop and spread fingers.



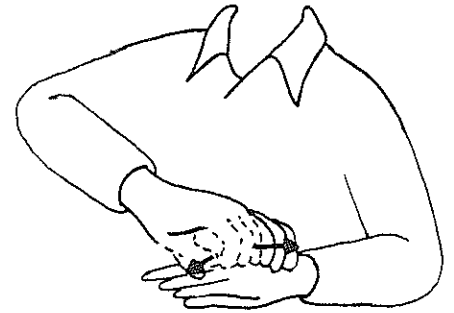
blindfold

C shape both hands, palms facing. Place on eyes and move back to temples, as if putting on blindfold.



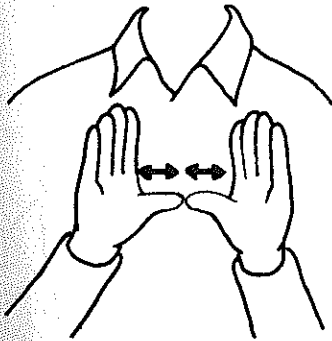
blink

Snap right flat O in front of right eye.



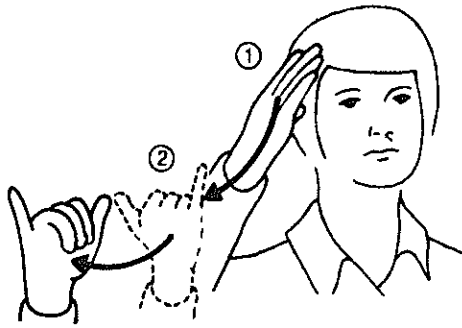
blister

LH open B palm down, tips out. Place tips of right flat O on back of LH and spread slightly.



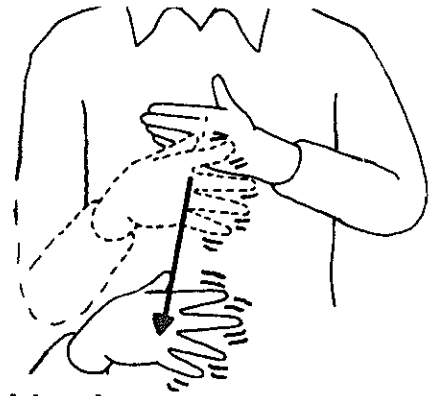
block

Open B both hands, palms out. Tap thumbs together twice.



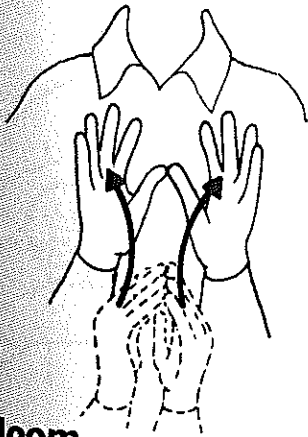
blonde

Touch hair with right open B. Then move down into Y shape and twist to palm out.



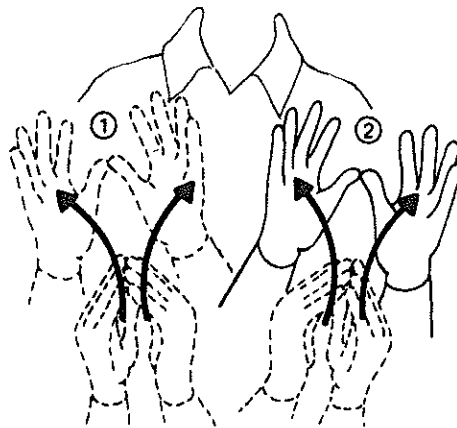
blood

LH open B palm in, tips right. Trickle right fingers down back of left (to indicate blood dripping).




bloom

Place tips of flat O shapes together and open into 5 shapes thumbs touching.




blossom

Place tips of flat O shapes together and open into 5 shapes thumbs touching. Repeat.




blouse

Bent B both hands, palms down, held at upper chest. Arc down, ending with palms up, little fingers against lower chest.



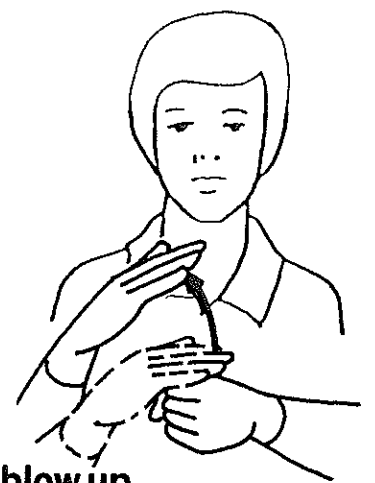
blow

Place right O on right edge of lips. Bring out into open 5 toward left index finger which is pointed up.




blower

Place left S at mouth, knuckles facing right. Loop right index out from left S and back again (indicating party horn).




blow up

S shape LH knuckles right. Place right hand on top of left S then raise up quickly.



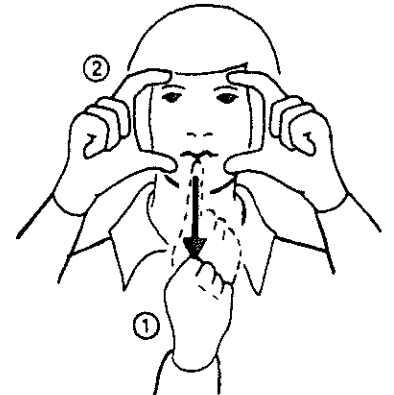
blue

B shape RH palm left. Shake back and forth slightly.



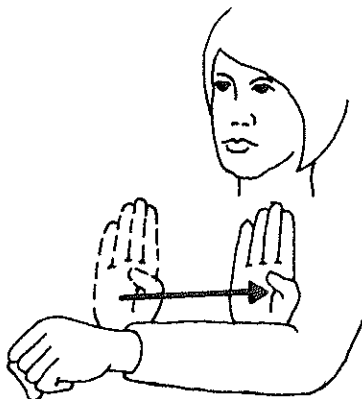
bluejay

B shape RH palm left. Shake slightly. Then place right G on head and move up closing index and thumb.



blush

Brush mouth with right index finger, then place index fingers and thumbs on cheeks.



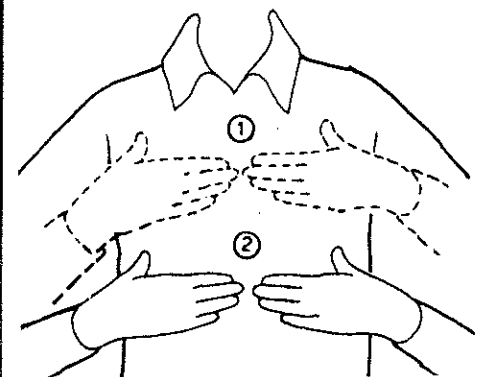
board

Run base of right B up left arm from wrist to elbow.



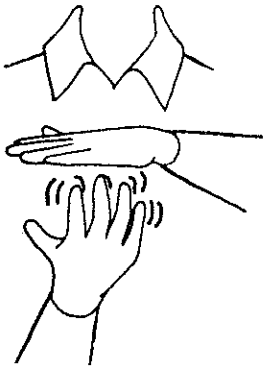
boat

Place little finger sides of open hands together, tips out, to form shape of boat. Move forward twice.




body

Open B shape both hands, palms in, tips facing. Pat chest, then stomach.



boil

LH open B palm down, tips right. Flutter fingers of RH beneath LH.




bologna

C shape both hands, palms down. Draw apart closing into S shapes. Repeat motion.



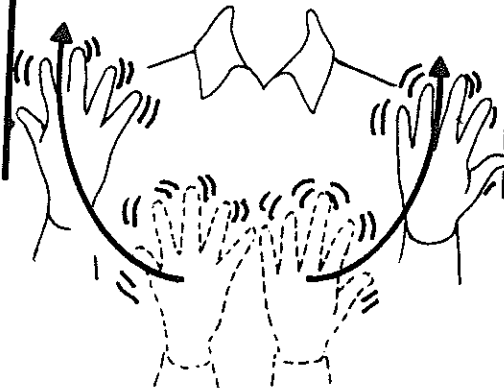
bomb

S shape both hands, palms up. Snap open and up into 5 shapes palms in.



bone

Three shape both hands, palms in. Cross wrists in front of chest.




bonfire

Five shape both hands, palms in. Flutter fingers while moving up in semicircular motion.



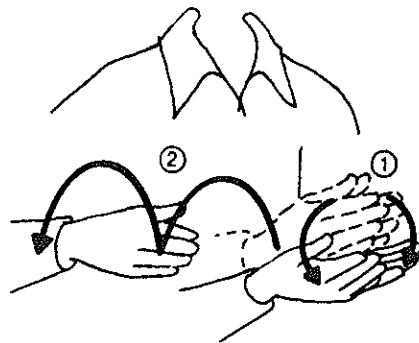
bonnet

A shape both hands. Mime putting on bonnet and tying strings under chin.



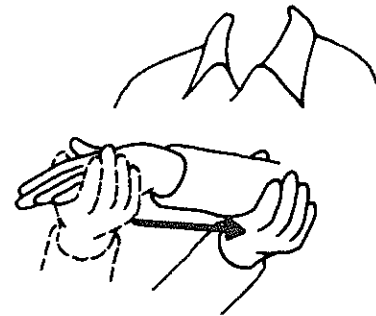
book

Palms together thumbs up. Open as if opening book.



bookcase

Place palms together, thumbs up, and open as if opening book. Then form right open B, palm left, tips out, and move to right while dipping up and down.



boot

B shape LH palm down, tips out. Place in right C which is held palm up, then slide right C up to left elbow.